

# Wordworks App

## Supporting learning in babies and young children

Babies and young children need healthy food to grow. They also need loving and trusting relationships, and stimulation for their little brains to grow. Although babies and young children can discover some things on their own, they learn best through warm and responsive relationships with parents, caregivers and teachers.



### Did you know?

*Children need language to communicate and make sense of their world. A strong language foundation is important for all learning at school.*

*Even before they start school, children are becoming readers and writers and they are beginning to learn maths concepts.*

*Young children whose caregivers talk, play, sing songs, read and tell stories with them are more likely to do well when they start school.*

## Where do you get your information about caring for babies and young children?

We learn about parenting from our mothers, aunts, clinics, magazines, places of worship, television and radio. Now you can get information about parenting from an app on your phone! The Wordworks App doesn't replace the knowledge you already have; it will give you some new and interesting ideas about how to support babies' and young children's learning and help their brains to grow.

## The Wordworks App

- Contains:
  - Nal'ibali stories, rhymes and songs
  - Short video clips
  - Important health messages for the first 1000 days.
- Sends you motivational messages to inspire you as a caregiver
- Lists positive phrases to say to young children
- Gives you ideas for:
  - Talking, playing, singing and sharing books with babies and young children
  - Supporting drawing and early writing
  - Enjoying maths through everyday activities.

We suggest you use the App on your own or with a group of parents, caregivers or ECD practitioners so that you can discuss how you are supporting young children's learning. Share ideas from the App with other people who look after your child, or with your colleagues if you work at an ECD Centre.



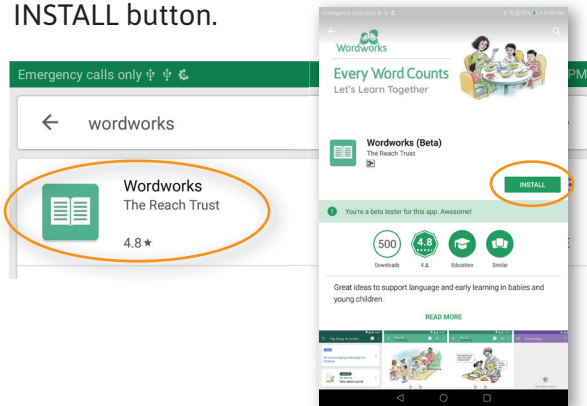
*Your child is unique with his or her own strengths and challenges which require patience and understanding. Enjoy the time learning together!*

# How to use the Wordworks App

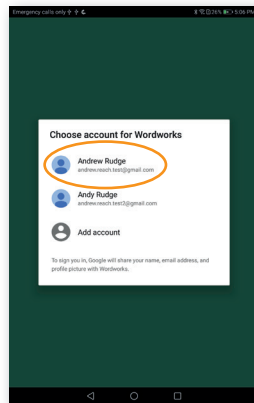
1 Open the Google Play Store App.



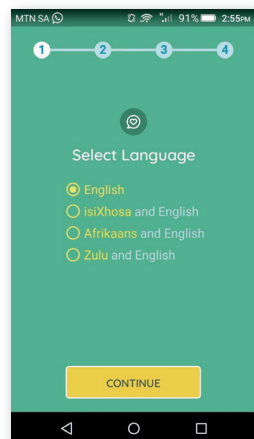
2 Search for Wordworks. Select the Wordworks App (The Reach Trust). Tap the INSTALL button.



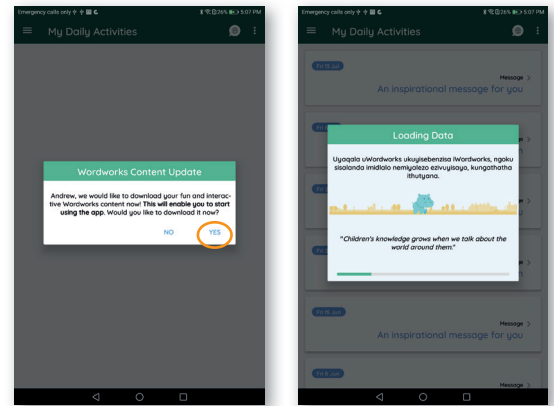
3 Open the Wordworks App. Select your Gmail account to sign up. (If you don't have a Gmail account, you will need to set one up.)



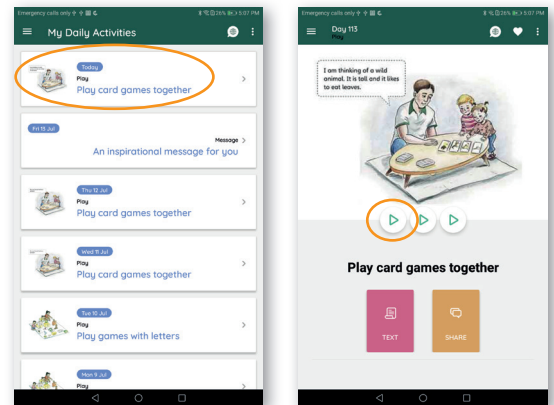
4 Select the language you prefer. Tap CONTINUE. Add your personal details, including your location and child's details.



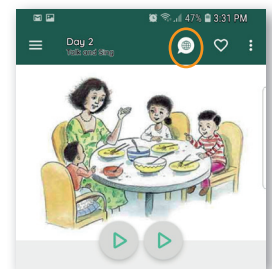
5 Choose YES. Wait for the app content to download.



6 Select today's activity. Tap to listen to each of the audio buttons. Tap the pink box to read today's text. Tap the orange box to share with a contact.



7 Tap on this icon to switch languages.



8 Tap the Menu icon to switch between My Daily Activities, Stories and Songs and Rhymes.

